

# Student Survey (Middle and High)\_021418

---

run on 06/06/2018



surveys





## Report Filters

**School:**

N/A

**Race:**

N/A

**Grade:**

N/A

**Gender:**

N/A

**Ethnicity:**

N/A

**Tag:**

N/A



## AdvancED Certified Content

### Report Summary

**Overall Score: 3.5**

Network Average: 3.64



#### By Survey Section

#### Section Score | Network Average

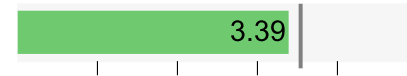
**Purpose and Direction: 3.53**

Network Average: 3.72



**Governance and Leadership: 3.39**

Network Average: 3.54



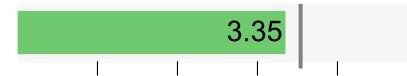
**Teaching and Assessing for Learning: 3.5**

Network Average: 3.66



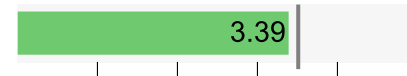
**Resources and Support Systems: 3.35**

Network Average: 3.54



**Using Results for Continuous Improvement: 3.39**

Network Average: 3.51





## AdvancED Certified Content

### Highest Scoring Items

**E1:** My school gives me multiple assessments to check my understanding of what was taught.



**D3:** In my school, the principal and teachers have high expectations of me.



**E11:** All of my teachers use tests, projects, presentations, and portfolios to check my understanding of what was taught.



**C1:** In my school, programs and services are available to help me succeed.



**E2:** My school provides me with challenging curriculum and learning experiences.

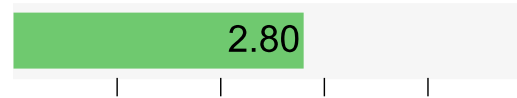




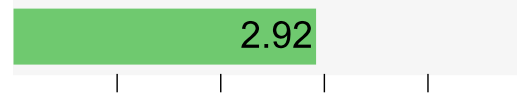
## AdvancED Certified Content

### Lowest Scoring Items

**F2:** In my school, students respect the property of others.



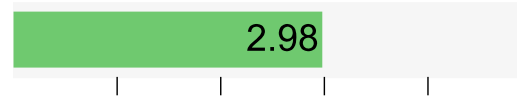
**D2:** In my school, students treat adults with respect.



**F5:** In my school, students help each other even if they are not friends.



**C4:** In my school, all students are treated with respect.



**E9:** All of my teachers change their teaching to meet my learning needs.



**AdvancED Certified Content**

## Demographics

Number of Responses | Percentages of Total Responses

### 1. Gender

Male 35,016 50%

Female 35,271 50%

70287 respondents

### 2. Race

American Indian or Alaska Native 1%

Asian 4%

Black or African American 26,257 38%

Native Hawaiian or Other Pacific Islander 1%

White 27,301 39%

Two or more races 11,614 17%

69795 respondents

### 3. Ethnicity

Hispanic	27,190	40%
Not Hispanic or Latino	41,483	60%

68673 respondents

### 4. Grade

6th grade	13,730	19%
7th grade	12,352	17%
8th grade	11,519	16%
9th grade	10,810	15%
10th grade	9,070	13%
11th grade	7,552	11%
12th grade	,773	8%

70806 respondents

**AdvancED Certified Content**

## C. Purpose and Direction

Section score: 3.53 Network average: 3.72

	<b>Strongly Agree</b>	<b>Agree</b>	<b>Neutral</b>	<b>Disagree</b>	<b>Strongly Disagree</b>	<b>Not Applicable</b>
	<b>5</b>	<b>4</b>	<b>3</b>	<b>2</b>	<b>1</b>	
	<b>Number of Responses</b>					
	<b>Percentage of Total Responses</b>					
<b>1. In my school, programs and services are available to help me succeed.</b>	<b>14022</b>	<b>31830</b>	<b>17312</b>	<b>2450</b>	<b>1682</b>	<b>834</b>
	<b>21%</b>	<b>47%</b>	<b>25%</b>	<b>4%</b>	<b>2%</b>	<b>1%</b>
	68130 respondents					
<b>2. In my school, the purpose and expectations are clearly explained to me and my family.</b>	<b>12405</b>	<b>29428</b>	<b>18883</b>	<b>4585</b>	<b>2030</b>	<b>799</b>
	<b>18%</b>	<b>43%</b>	<b>28%</b>	<b>7%</b>	<b>3%</b>	<b>1%</b>
	68130 respondents					
<b>3. In my school, a high quality education is offered.</b>	<b>14044</b>	<b>27434</b>	<b>19123</b>	<b>4260</b>	<b>2472</b>	<b>797</b>
	<b>21%</b>	<b>40%</b>	<b>28%</b>	<b>6%</b>	<b>4%</b>	<b>1%</b>
	68130 respondents					
<b>4. In my school, all students are treated with respect.</b>	<b>6284</b>	<b>14329</b>	<b>22471</b>	<b>12573</b>	<b>10345</b>	<b>2128</b>



	<b>9%</b>	<b>21%</b>	<b>33%</b>	<b>18%</b>	<b>15%</b>	<b>3%</b>
	68130 respondents					
<b>5. In my school, teachers work together to improve student learning.</b>	<b>12123</b>	<b>25428</b>	<b>21248</b>	<b>5308</b>	<b>2937</b>	<b>1086</b>
	<b>18%</b>	<b>37%</b>	<b>31%</b>	<b>8%</b>	<b>4%</b>	<b>2%</b>
	68130 respondents					

## D. Governance and Leadership

Section score: 3.39 Network average: 3.54

	Strongly Agree	Agree	Neutral	Disagree	Strongly Disagree	Not Applicable
	5	4	3	2	1	
	Number of Responses					
	Percentage of Total Responses					
1. In my school, rules are applied equally to all students.	13138	22956	16374	8457	5532	1133
	19%	34%	24%	13%	8%	2%
	67590 respondents					
2. In my school, students treat adults with respect.	4884	13039	25407	12659	9700	1901
	7%	19%	38%	19%	14%	3%
	67590 respondents					
3. In my school, the principal and teachers have high expectations of me.	17502	27644	16870	2610	1821	1143
	26%	41%	25%	4%	3%	2%
	67590 respondents					

# E. Teaching and Assessing for Learning

Section score: 3.5 Network average: 3.66

	Strongly Agree	Agree	Neutral	Disagree	Strongly Disagree	Not Applicable
	5	4	3	2	1	
	Number of Responses					
	Percentage of Total Responses					
1. My school gives me multiple assessments to check my understanding of what was taught.	15834	29846	14622	2991	1647	722
	24%	45%	22%	5%	3%	1%
	65662 respondents					
2. My school provides me with challenging curriculum and learning experiences.	13478	30167	16749	2964	1561	743
	21%	46%	26%	5%	2%	1%
	65662 respondents					
3. My school prepares me to deal with issues I may face in the future.	9604	20695	19760	8755	5619	1229
	15%	32%	30%	13%	9%	2%
	65662 respondents					
4. My school motivates me to learn new things.	9353	22635	21103	7142	4316	1113
	14%	34%	32%	11%	7%	2%
	65662 respondents					
5. My school offers opportunities for my family to become involved in school activities and my learning.	8589	22685	21600	7635	3631	1522
	13%	35%	33%	12%	6%	2%
	65662 respondents					

6. My school makes sure there is at least one adult who knows me well and shows interest in my education and future.	<b>10281</b>	<b>19207</b>	<b>18230</b>	<b>9934</b>	<b>6156</b>	<b>1854</b>
	<b>16%</b>	<b>29%</b>	<b>28%</b>	<b>15%</b>	<b>9%</b>	<b>3%</b>
65662 respondents						
7. My school provides learning services for me according to my needs.	<b>9348</b>	<b>25957</b>	<b>20258</b>	<b>5788</b>	<b>2969</b>	<b>1342</b>
	<b>14%</b>	<b>40%</b>	<b>31%</b>	<b>9%</b>	<b>5%</b>	<b>2%</b>
65662 respondents						
8. All of my teachers use a variety of teaching methods and learning activities to help me develop the skills I will need to succeed.	<b>12544</b>	<b>26935</b>	<b>17200</b>	<b>5160</b>	<b>2914</b>	<b>909</b>
	<b>19%</b>	<b>41%</b>	<b>26%</b>	<b>8%</b>	<b>4%</b>	<b>1%</b>
65662 respondents						
9. All of my teachers change their teaching to meet my learning needs.	<b>5834</b>	<b>15122</b>	<b>22145</b>	<b>13638</b>	<b>7280</b>	<b>1643</b>
	<b>9%</b>	<b>23%</b>	<b>34%</b>	<b>21%</b>	<b>11%</b>	<b>3%</b>
65662 respondents						
10. All of my teachers explain their expectations for learning and behavior so I can be successful.	<b>12243</b>	<b>29007</b>	<b>17452</b>	<b>3821</b>	<b>2248</b>	<b>891</b>
	<b>19%</b>	<b>44%</b>	<b>27%</b>	<b>6%</b>	<b>3%</b>	<b>1%</b>
65662 respondents						
11. All of my teachers use tests, projects, presentations, and portfolios to check my understanding of what was taught.	<b>16326</b>	<b>28213</b>	<b>14705</b>	<b>3510</b>	<b>2028</b>	<b>880</b>
	<b>25%</b>	<b>43%</b>	<b>22%</b>	<b>5%</b>	<b>3%</b>	<b>1%</b>
65662 respondents						
12. All of my teachers provide me with information about my learning and grades.	<b>11807</b>	<b>28603</b>	<b>17585</b>	<b>4529</b>	<b>2272</b>	<b>866</b>
	<b>18%</b>	<b>44%</b>	<b>27%</b>	<b>7%</b>	<b>3%</b>	<b>1%</b>
65662 respondents						
13. All of my teachers keep my family informed of my academic progress.	<b>9231</b>	<b>19649</b>	<b>21255</b>	<b>9049</b>	<b>4916</b>	<b>1562</b>
	<b>14%</b>	<b>30%</b>	<b>32%</b>	<b>14%</b>	<b>7%</b>	<b>2%</b>
65662 respondents						

	<b>10453</b>	<b>23402</b>	<b>18602</b>	<b>6467</b>	<b>5255</b>	<b>1483</b>
<b>14. All of my teachers fairly grade and evaluate my work.</b>	<b>16%</b>	<b>36%</b>	<b>28%</b>	<b>10%</b>	<b>8%</b>	<b>2%</b>
	65662 respondents					

## F. Resources and Support Systems

Section score: 3.35 Network average: 3.54

	Strongly Agree	Agree	Neutral	Disagree	Strongly Disagree	Not Applicable
	5	4	3	2	1	
	Number of Responses					
	Percentage of Total Responses					
1. In my school, the building and grounds are safe, clean, and provide a healthy place for learning.	7332	16853	19323	9795	9269	2130
	11%	26%	30%	15%	14%	3%
64702 respondents						
2. In my school, students respect the property of others.	4187	12108	20171	13954	11908	2374
	6%	19%	31%	22%	18%	4%
64702 respondents						
3. In my school, a variety of resources are available to help me succeed (e.g., teaching staff, technology, media center).	13100	28829	16754	2865	2222	932
	20%	45%	26%	4%	3%	1%
64702 respondents						
4. In my school, computers are up-to-date and used by teachers to help me learn.	12179	25693	17097	5062	3555	1116
	19%	40%	26%	8%	5%	2%
64702 respondents						
5. In my school, students help each other even if they are not friends.	5300	14485	20822	10684	10859	2552
	8%	22%	32%	17%	17%	4%
64702 respondents						
6. In my school, I can participate in activities that interest me.	14056	28014	15247	3572	2635	1178

7. In my school, I have access to counseling, career planning, and other programs to help me in school.

	<b>22%</b>	<b>43%</b>	<b>24%</b>	<b>6%</b>	<b>4%</b>	<b>2%</b>
64702 respondents						
	<b>12381</b>	<b>26538</b>	<b>17430</b>	<b>3987</b>	<b>2789</b>	<b>1577</b>
64702 respondents	<b>19%</b>	<b>41%</b>	<b>27%</b>	<b>6%</b>	<b>4%</b>	<b>2%</b>

# G. Using Results for Continuous Improvement

Section score: 3.39 Network average: 3.51

	Strongly Agree	Agree	Neutral	Disagree	Strongly Disagree	Not Applicable
	5	4	3	2	1	
	Number of Responses					
	Percentage of Total Responses					
1. My school shares information about school success with my family and community members.	7699	20844	22147	7925	3982	1764
	12%	32%	34%	12%	6%	3%
	64361 respondents					
2. My school considers students' opinions when planning ways to improve the school.	6702	17928	21146	8934	7550	2101
	10%	28%	33%	14%	12%	3%
	64361 respondents					
3. My school prepares me for success in the next school year.	13529	26778	17167	3075	2711	1101
	21%	42%	27%	5%	4%	2%
	64361 respondents					



## H. Open-Ended Questions

1. What do you like best about your school?
2. What do you like least about your school?
3. What is one suggestion you would like to offer to improve your school?



## Appendix

### Schools

Broward County Public Schools  
Park Trails Elementary School  
Sunshine Elementary School  
Colbert Elementary Magnet School  
Lloyd Estates Elementary School  
Coconut Palm Elementary School  
Larkdale Elementary School  
Park Ridge Elementary School  
Plantation Elementary School  
Endeavour Primary Learning Center  
Driftwood Middle School  
Pompano Beach Elementary School  
Nova Middle School  
Fairway Elementary School  
Lanier-James Education Center  
Pine Ridge Education Center  
College Academy at Broward College  
Westglades Middle School  
Coral Cove Elementary School  
Mary M. Bethune Elementary School  
Charles Drew Elementary Magnet School  
Northeast High School  
Banyan Elementary School  
Hollywood Hills Elementary School  
Stoneman Douglas High School  
Floranada Elementary School  
Park Lakes Elementary School  
Pines Lakes Elementary School  
Sunset Lakes Elementary School  
Deerfield Beach Elementary School  
Orange Brook Elementary School

Dave Thomas Education Center  
Piper High School  
Coral Springs Middle School  
Apollo Middle School  
Pompano Beach High School  
Crystal Lake Middle School  
Morrow Elementary School  
Plantation Middle School  
Boulevard Heights Elementary School  
Hollywood Park Elementary School  
Monarch High School  
Oakland Park Elementary School  
Cypress Elementary School  
Atlantic Technical College & Technical High School  
Broadview Elementary School  
James S. Hunt Elementary School  
Watkins Elementary School  
Nob Hill Elementary School  
Ramblewood Middle School  
Tradewinds Elementary School  
Coconut Creek High School  
South Plantation High School  
Sheridan Technical High School  
Coral Glades High School  
Pompano Beach Middle School  
Ramblewood Elementary School  
Stirling Elementary School  
Nova Dwight D. Eisenhower Elementary School  
Western High School  
Plantation High School  
Collins Elementary School  
Plantation Park Elementary School  
Driftwood Elementary School  
Cypress Bay High School  
Indian Ridge Middle School  
Attucks Middle School  
Rickards Middle School  
Whiddon-Rogers Education Center  
Atlantic West Elementary School  
Silver Lakes Elementary School  
North Side Elementary School  
Margate Middle School  
Horizon Elementary School

Sawgrass Elementary School  
Silver Palms Elementary School  
Meadowbrook Elementary School  
Bair Middle School  
Nova High School  
Glades Middle School  
Sea Castle Elementary School  
Coral Springs High School  
Walter C. Young Middle School  
South Broward High School  
Seagull Alternative High School  
Cypress Run Education Center  
Indian Trace Elementary School  
Griffin Elementary School  
New Renaissance Middle School  
Parkside Elementary School  
William T. McFatter Technical College  
Pinewood Elementary School  
Silver Lakes Middle School  
Lyons Creek Middle School  
McNab Elementary School  
Riverside Elementary School  
Millennium Middle School  
Cooper City High School  
Panther Run Elementary School  
Margate Elementary School  
Riverglades Elementary School  
New River Middle School  
North Lauderdale Elementary School  
Martin Luther King Elementary School  
J. P. Taravella High School  
William Dandy Middle School  
Nova Blanche Forman Elementary School  
Broward Estates Elementary School  
North Andrews Gardens Elementary School of the Arts  
Riverland Elementary School  
McNicol Middle School  
Coral Park Elementary School  
Bennett Elementary School  
Gator Run Elementary School  
Lauderdale Lakes Middle School  
Hallandale Elementary School  
Oriole Elementary School

Cross Creek School  
Henry D. Perry Educational Center  
Oakridge Elementary School  
Deerfield Park Elementary School  
McArthur High School  
Pioneer Middle School  
Flamingo Elementary School  
Whispering Pines School  
Charles W. Flanagan High School  
Fort Lauderdale High School  
Maplewood Elementary School  
Blanche Ely High School  
Bright Horizons School  
Sawgrass Springs Middle School  
Stranahan High School  
Bayview Elementary School  
Cooper City Elementary School  
Olsen Middle School  
Seminole Middle School  
Hollywood Hills High School  
Deerfield Beach Middle School  
Parkway Middle School of the Arts  
Everglades Elementary School  
Boyd H. Anderson High School  
Gulfstream Academy of Hallandale Beach  
Coconut Creek Elementary School  
Westchester Elementary School  
Lauderhill 6-12  
Broward Virtual Education  
Mirror Lake Elementary School  
Deerfield Beach High School  
Dillard Elementary School  
Hallandale All Magnet High School  
Falcon Cove Middle School  
Westwood Heights Elementary School  
Tequesta Trace Middle School  
Miramar High School  
Annabel C. Perry Elementary School  
Sunrise Middle School  
Westpine Middle School  
Pines Middle School  
North Fork Elementary School  
Forest Glen Middle School

Everglades High School  
Forest Hills Elementary School  
Dillard High School  
Lauderhill Paul Turner Elementary School  
Coral Springs Elementary School  
Silver Trail Middle School  
West Broward High School  
Discovery Elementary School  
Heron Heights Elementary School  
Beachside Montessori Village Elementary